



San Ramon Valley Unified School District Phase I Solar Project Savings, 2011-2015

September 16th, 2015

Agenda

- Methodology
- Phase I Savings Summary
- Individual School Energy Savings



Methodology

- Energy Savings
 - Tracked PG&E's rate tariff updates
 - Used the 2008-2009 billing data for each school (without solar) as a baseline
 - Projected what each school would have paid (without solar) by applying the rate changes to the baseline consumption profile from 2008-2009
 - Downloaded the actual PG&E Bills (with solar)
 - Energy Savings = Projected Bills without Solar – Actual PG&E Bills
- Federal Income Subsidies, CSI Rebates, and Debt Payments
 - Annual reports provided by Gael Treible for July 2011 – June 2015

Phase I Savings Summary

Savings Summary, 2011-2014

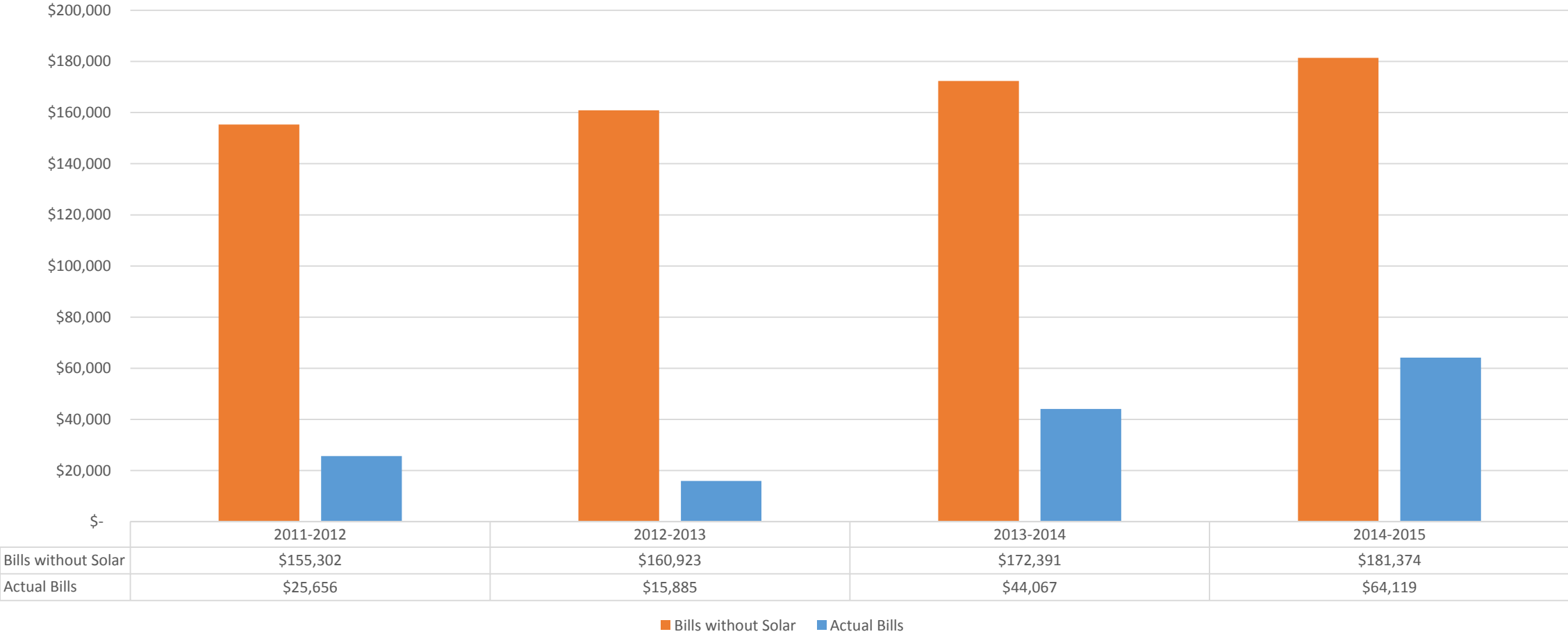
	Energy Savings*	Federal Subsidy	CSI Rebate*	Debt Payment	Net Savings
2011-2012	\$ 1,343,385	\$ 1,209,480	\$ 590,548	\$ (1,710,363)	\$ 1,433,051
2012-2013	\$ 1,393,329	\$ 1,280,850	\$ 1,691,233	\$ (2,956,733)	\$ 1,408,679
2013-2014	\$ 1,368,854	\$ 1,062,762	\$ 1,386,953	\$ (2,910,431)	\$ 908,138
2014-2015	\$ 1,417,224	\$ 1,018,666	\$ 1,738,724	\$ (2,853,583)	\$ 1,321,031
	\$ 5,522,224	\$ 4,571,758	\$ 5,407,458	\$ (10,431,110)	\$ 5,070,898

- 2013-2014 Federal Subsidy lower due to sequestration
 - Note that the Debt Service and Federal Subsidy end in 2027; savings will increase afterwards as there will only be energy savings which are growing due to the utility rate escalation
- **\$5.1 M** in general fund savings were generated in the first four years

Individual School Energy Savings

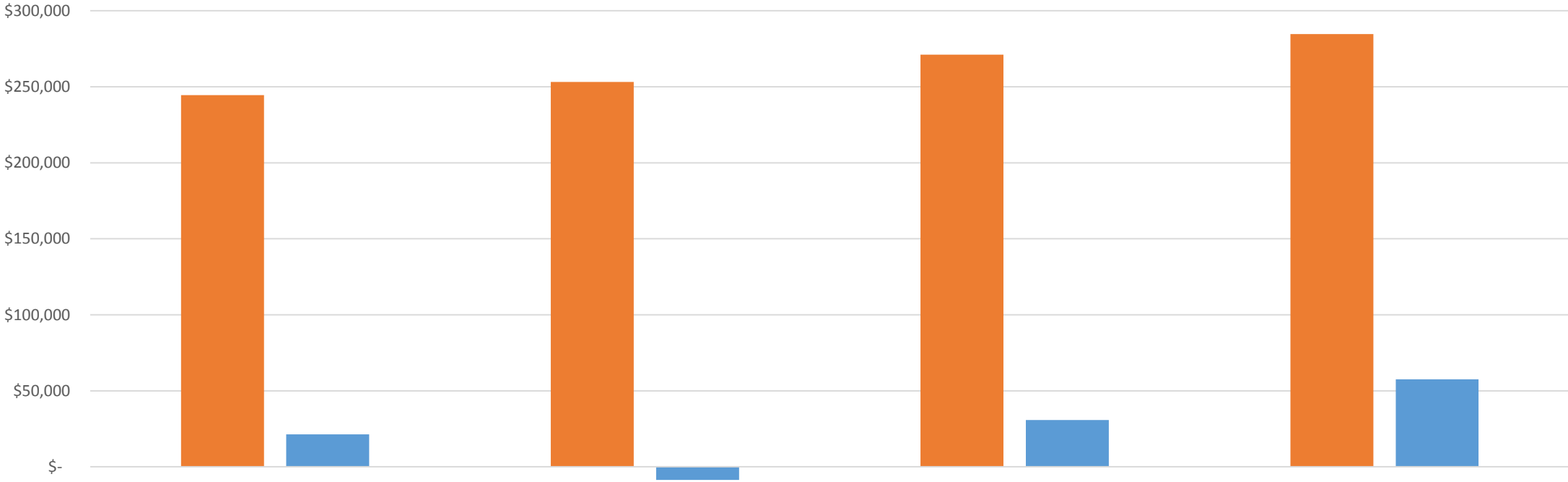
Dougherty Valley High School Meter A

Savings from Solar and Rate Switch



Dougherty Valley High School Meter B

Savings from Solar and Rate Switch

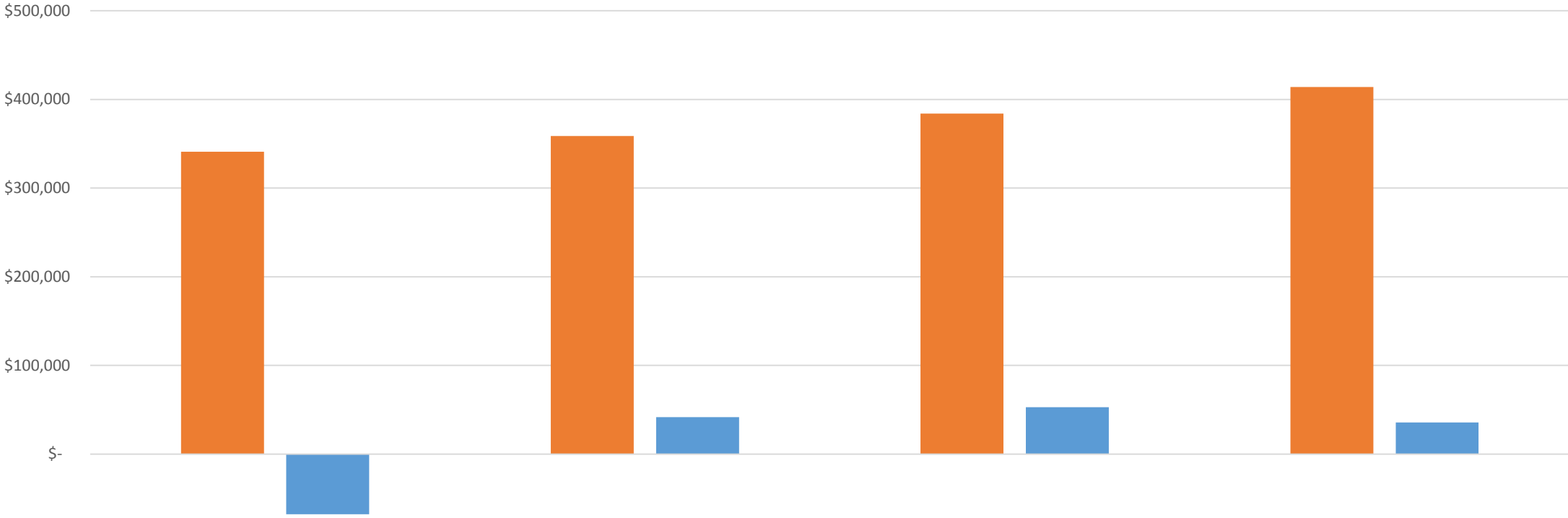


	2011-2012	2012-2013	2013-2014	2014-2015
■ Bills without Solar	\$244,564	\$253,130	\$271,185	\$284,618
■ Actual Bills	\$21,315	\$(8,600)	\$30,778	\$57,500

■ Bills without Solar ■ Actual Bills

California High School

Savings from Solar and Rate Switch

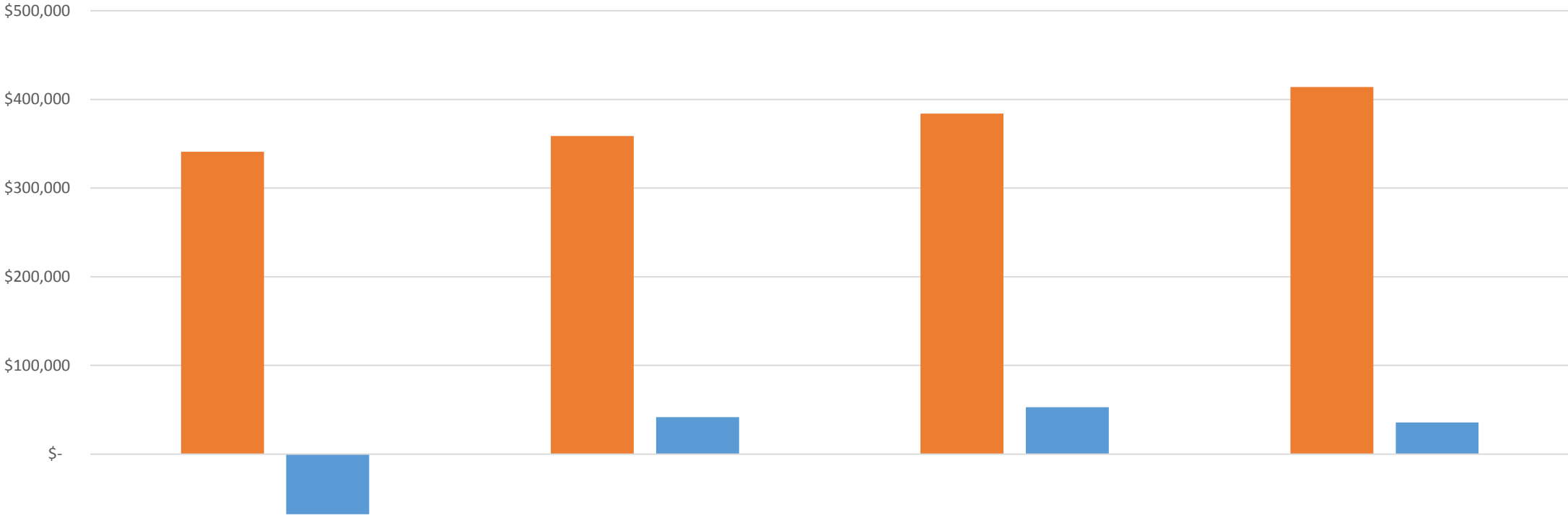


	2011-2012	2012-2013	2013-2014	2014-2015
■ Bills without Solar	\$341,022	\$358,598	\$384,061	\$413,909
■ Actual Bills	\$(67,937)	\$41,610	\$52,754	\$35,505

■ Bills without Solar ■ Actual Bills

Monte Vista High School Meter A

Savings from Solar and Rate Switch

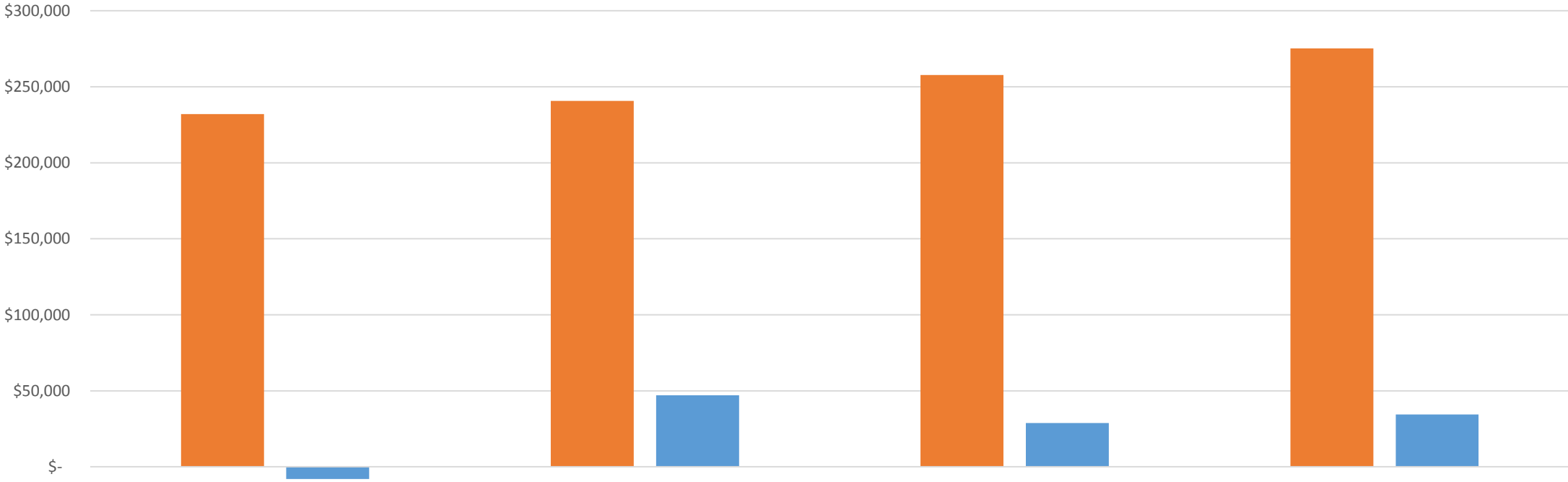


	2011-2012	2012-2013	2013-2014	2014-2015
■ Bills without Solar	\$341,022	\$358,598	\$384,061	\$413,909
■ Actual Bills	\$(67,937)	\$41,610	\$52,754	\$35,505

■ Bills without Solar ■ Actual Bills

Monte Vista High School Meter B

Savings from Solar and Rate Switch

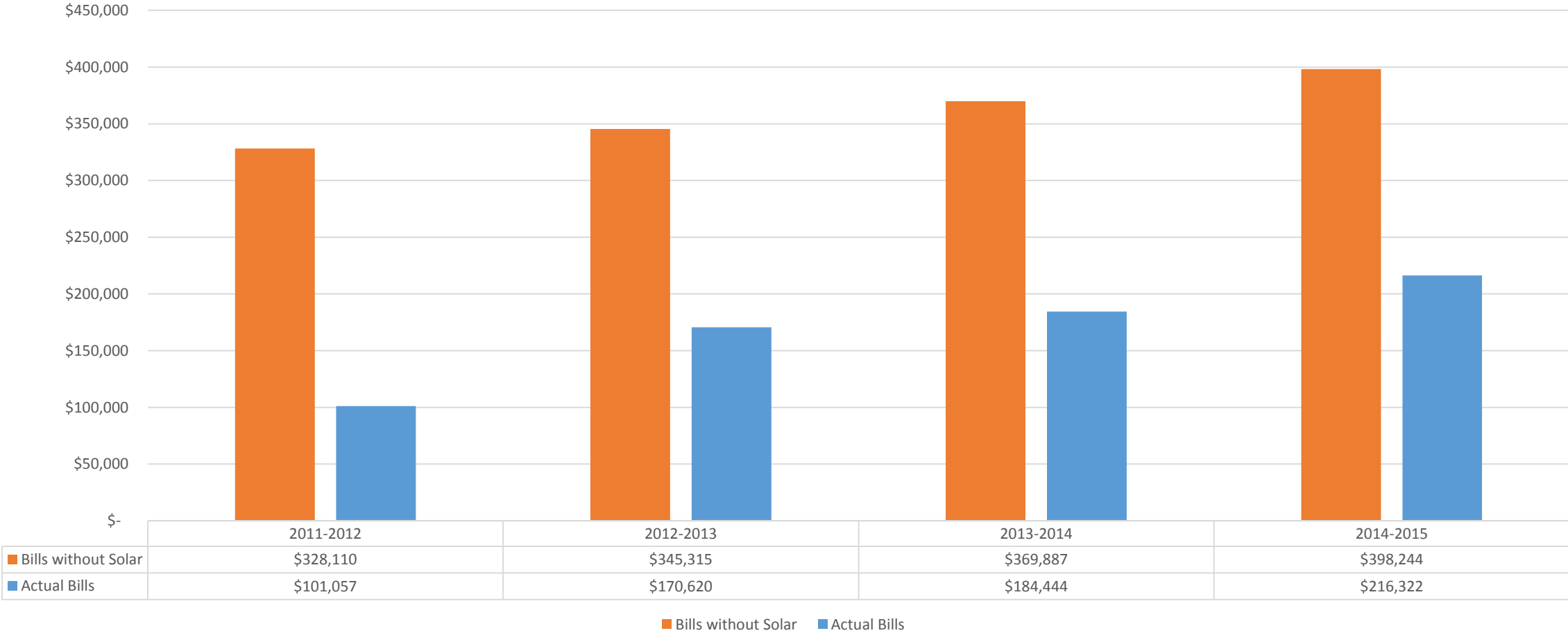


	2011-2012	2012-2013	2013-2014	2014-2015
■ Bills without Solar	\$231,976	\$240,630	\$257,689	\$275,305
■ Actual Bills	\$(7,986)	\$47,058	\$28,872	\$34,364

■ Bills without Solar ■ Actual Bills

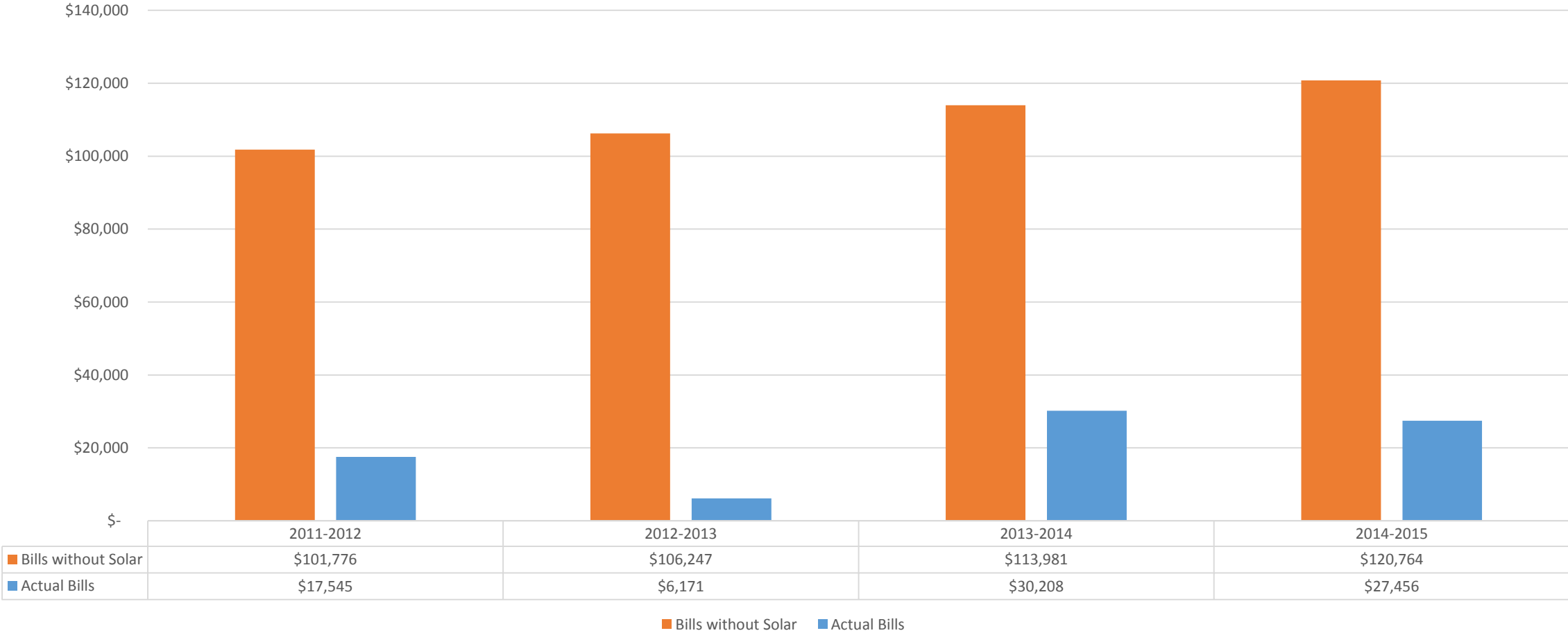
San Ramon Valley High School

Savings from Solar and Rate Switch



Diablo Vista Middle School

Savings from Solar and Rate Switch



Gale Ranch Middle School

Savings from Solar and Rate Switch

